


## Material Options

### Colors


All colors are available in both our brushed and embossed textures for custom orders.

+ Compatible with designer laser patterning



### Textures


**Embossed**  
(not compatible with Designer Laser Patterning)



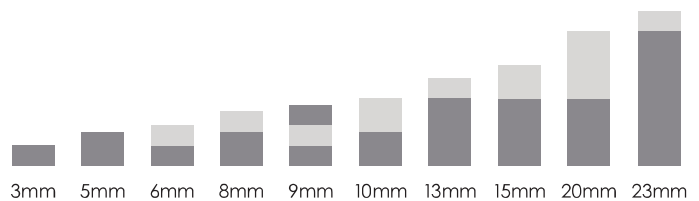
**Brushed**



### Routing Designs





















































### Thicknesses



Typically, cockpit kits and swim platform pads are 5mm (one color) or 6mm (two colors.) Anti-fatigue helm station pads can range from 13mm to 23mm. Coaming bolsters are typically 20mm or 23mm.

# Designer Laser Patterns

 BASKET	 BEACON	 BLOCK	 BOOMERANG	 BRICK
 BRICK 2	 BUBBLE 1	 BUBBLE 2	 BUBBLE 3	 CUBE
 DIAMOND	 DIAMOND PLATE 1	 DIAMOND PLATE 2	 DIAMOND PLATE 3	 DOGBONE
 ECHO	 DIAMOND PLATE 3	 FERN	 FISH SCALE	 FLOW
 GEO	 HATCHET 1	 HATCHET 2	 HERRINGBONE 1	 HERRINGBONE 2
 HERRINGBONE 3	 HONEYCOMB	 KALEIDOSCOPE	 MAZE	 OCTOTILE 1
 OCTOTILE 2	 PALM	 PULSE	 PUZZLE	 RIPPLE
 SCAFFOLD	 SCRATCH	 SPANISH TILE	 STONE 1	 STONE 2
 STONE 3	 TRAVERTINE 1	 TRAVERTINE 2	 TREAD	 WEAVE 1
 WEAVE 2	 WEAVE 3	 WEAVE 4	 WEAVE 5	 WEAVE 6